



AC OR-ING UNIT

Model No. : P-OR-110-20AC-FM

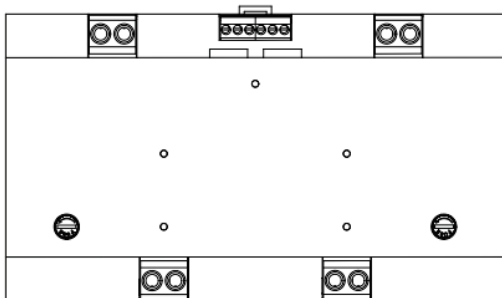
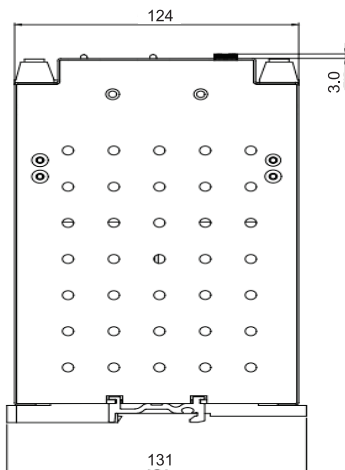
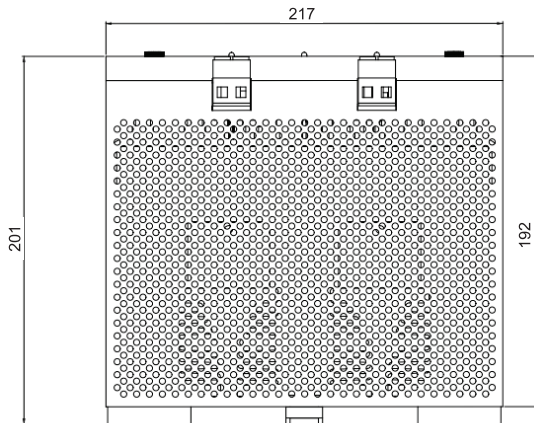
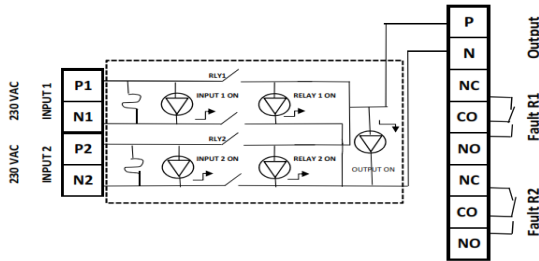
Model No. : P-OR-230-20AC-FM

Model No. : P-OR-110-40AC-FM

Model No. : P-OR-230-40AC-FM

Dimensions

in mm



GENERAL INFORMATION

The OR-ING unit combines two or more power sources to create redundant power source preserving the output power supply in case one of the input sources fails. In this situation of input power failure, the next power supply feeds the power quickly to prevent the system bus voltage from failing and bus collapse. The power supply failure signal is given by relay N/C contact

SPECIFICATION

- Input** : 110VAC Supply - 2nos. (standard)
230VAC Supply - 2nos. (standard)
- Output Current** :
- | Model No. | Current Rating | Voltage |
|------------------|----------------|---------|
| P-OR-110-20AC-FM | 20 Amps | 110 VAC |
| P-OR-230-20AC-FM | 20 Amps | 230 VAC |
| P-OR-110-40AC-FM | 40 Amps | 110 VAC |
| P-OR-230-40AC-FM | 40 Amps | 230 VAC |
- Overload** : 10% Max
- Drop** : 1.2 Volts max AC @ 40Amps
- Di-Electric Strength** : 1 KVAC
(between Input / Output to body)
- Insulation Resistance** : 100 Mega Ohms @ 500VDC Min.
(between Input / Output to body)
- Working Temperature** : 55 degree C Ambient Max.
- Indicators**
- Input Power supply** : 2 Red LED for each power supply
2 Green LED for Relay supply
- Output Power supply** : 1 Green LED for Output
- Output** : 1 C/O Relay Contact
Rated 5A @ 24VDC & 5A @ 230VAC
in case of failure of any one of the Input power supply
- Change Over time** : 15 msec Max.
- Input side Fuse** : 10 A Fast blow fuses
- Conductor Cross Section** : 16 mm square solid - AWG 6
10 mm square solid - AWG 6
- Mounting** : 35 mm Din RAIL
- Weight** : 4.5 Kgs

Note :

- 1) Double pole MCB is a MUST TO be used
- 2) Separate Phase and Neutral to be provided from different sources

Approvals

